

# multipurpose Workshop Cart

## Materials List

### BASE & TOP

A Legs (4)	716 x 75 x 75
B Rails (4)	710 x 75 x 38
C Castor Plates (2)	722 x 90 x 19
D Aprons (2)	790 x 75 x 38
E Stretchers (2)	803 x 75 x 38
F Benchtop (1)	1030 x 805 x 35

### TOOL RACK

G Tops/Bottoms (4)	560 x 65 x 19
H Sides (4)	566 x 65 x 19
I Tool Panels (2)	540 x 534 x 6 Pgbd.

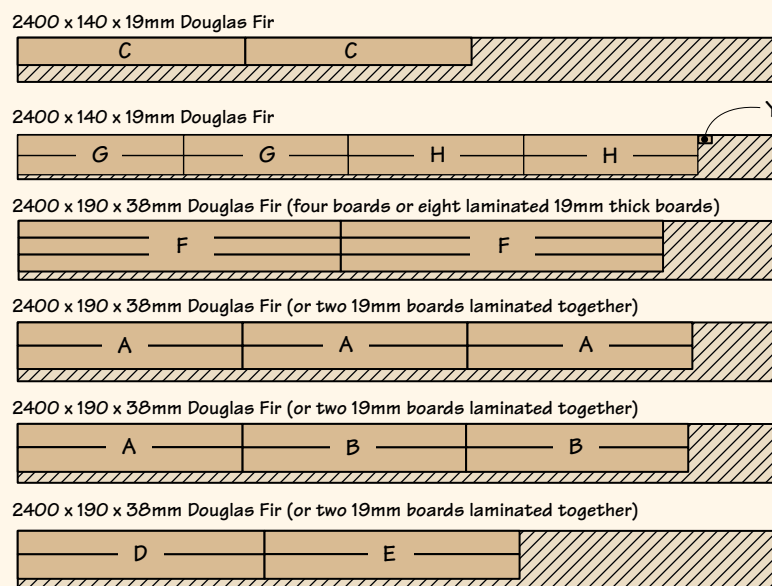
### STORAGE CABINET

J Case Top (1)	766 x 390 x 19 Ply
K Case Bottom (1)	766 x 500 x 19 Ply.

L Case Sides (2)	390 x 330 x 6 Ply.
M Case Back (1)	740 x 330 x 6 Ply.
N Case Divider (1)	378 x 330 x 19 Ply.
O Foot Rail (1)	810 x 150 x 19 Ply.
P Lip (1)	766 x 38 x 19 Ply.
Q Upper Drawer Frt/Bk (2)	400 x 105 x 19 Ply
R Upper Drawer Sides (2)	350 x 105 x 19 Ply.
S Drawer Bottoms (2)	400 x 324 x 19 Ply.
T Lower Drawer Frt/Bk (2)	400 x 170 x 19 Ply
U Lower Drawer Sides (2)	350 x 170 x 19 Ply.
V Upper False Front (1)	450 x 125 x 19 Ply.
W Lower False Front (1)	450 x 186 x 19 Ply.
X Door (1)	314 x 252 x 19 Ply.
Y Door Stop (1)	25 x 25 x 6

- (4) 4" Locking Swivel Castors
- (16) 14g x 19mm Ph Sheet Metal Screws
- (2 sets) Bed Bolt Sets
- (44) 8g x 38mm c/s Woodscrews
- (10) 5/16" x 63mm Lag Screws
- (10) 5/16" Flat Washers
- (8) 8g x 32mm c/s Woodscrews
- (2 pr.) 355mm (14") Full-Ext. Drawer Slides w/Screws
- (3) 146mm Plastic Handles
- (6) 8g x 32mm Ph Sheet Metal Screws
- (1 pr.) Spring Hinges w/Screws

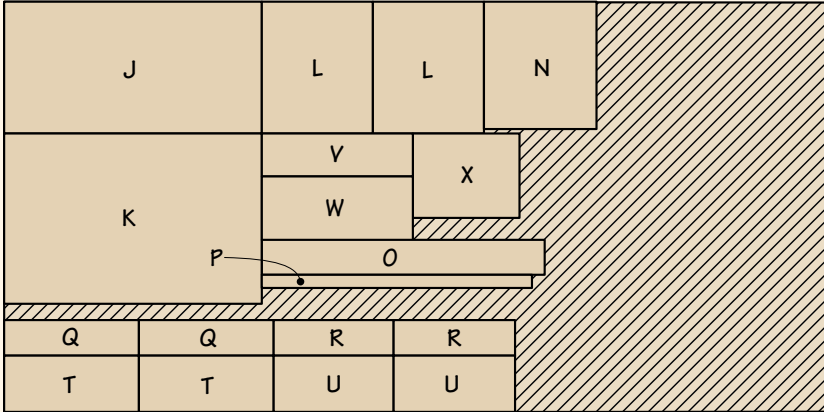
## Cutting Diagram



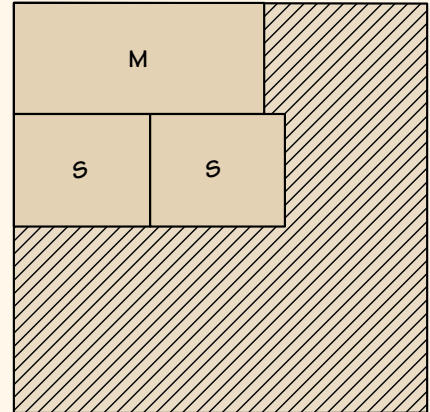
**NOTE:** DOOR STOP (Y) IS RESAWN AND PLANED TO 6mm THICK

## Cutting Diagram

2400 x 1200 x 19mm Plywood



1200 x 1200 x 6mm Plywood



1200 x 600 x 6mm Pegboard

