

Fine-tool-cabinet


Materials & Hardware

A	Sides (2)	760 x 140 x 19	T	Bracket Faces (10)	19 x 19 x 6
B	Top (1)	160 x 140 x 19	U	Blade Holder (2)	38 x 22 x 19
C	Bottom (1)	760 x 102 x 19	V	Large Faces (2)	38 x 19 x 6
D	Divider (1)	760 x 128 x 19	W	Bevel Gauge Hanger (1)	38 x 19 x 19
E	Top Rail (1)	748 x 25 x 19	X	Peg (1)	1/4" x 20
F	Lower Back (1)	760 x 164 x 12	Y	Awl Holder (1)	38 x 38 x 19
G	Upper Back Panel (1)	760 x 588 x 12mm Ply.	Z	Chisel Rack (4)	190 x 38 x 19
H	Cap (1)	840 x 165 x 19			
I	Bevel Moulding (1)	1050 x 25 x 12 rgh.			
J	Bullnose Moulding (1)	1050 x 19 x 12 rgh.			
K	Door Stop (1)	748 x 109 x 12			
L	Door Stiles (4)	530 x 38 x 19			
M	Door Rails (4)	372 x 38 x 19			
N	Glass Stop (1)	3m x 10 x 6 rgh.			
O	Extra-Large Brackets (2)	84 x 70 x 19			
P	Large Brackets (2)	74 x 60 x 19			
Q	Medium Brackets (2)	64 x 50 x 19			
R	Small Brackets (1)	32 x 19 x 19			
S	Tabs (22)	19 x 19 x 3			

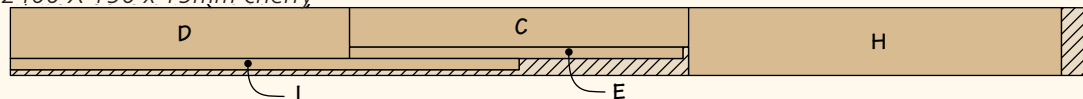
- (8) 8g x 38mm c/s Woodscrews
- (2 pr.) 50 x 42mm No-Mortise Hinges w/Screws
- (2) 22mm-dia. x 15mm Knobs w/Screws
- (2) 9.5mm-dia. Rare-Earth Magnets, Cups, & Washers
- (2) 3mm Glass Panes cut to fit.

Cutting Diagram

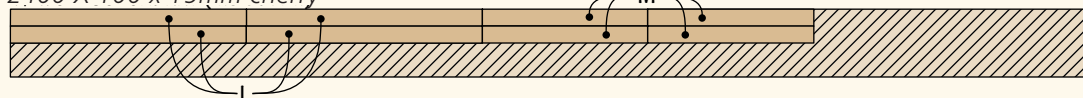
2400 X 140 x 19mm cherry



2400 X 190 x 19mm cherry



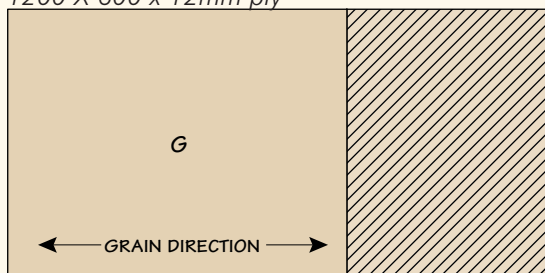
2400 X 100 x 19mm cherry



1800 X 190 x 19mm cherry



1200 X 600 x 12mm ply



NOTE: USE HARDWOOD WASTE FOR GLASS STOP, TOOL BRACKETS, AND TABS