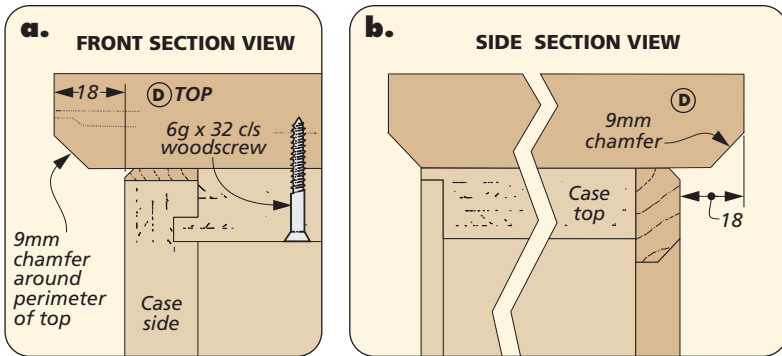


# Online Extras

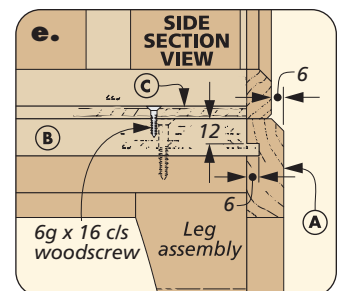
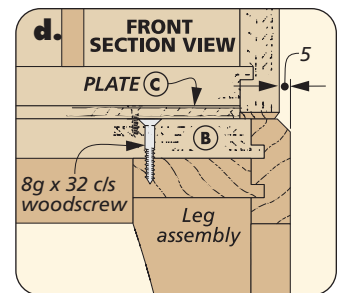
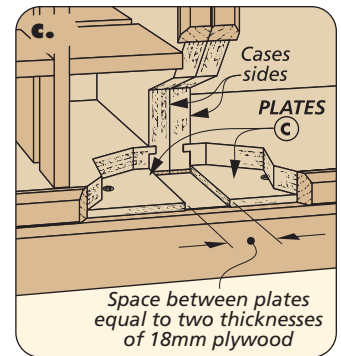
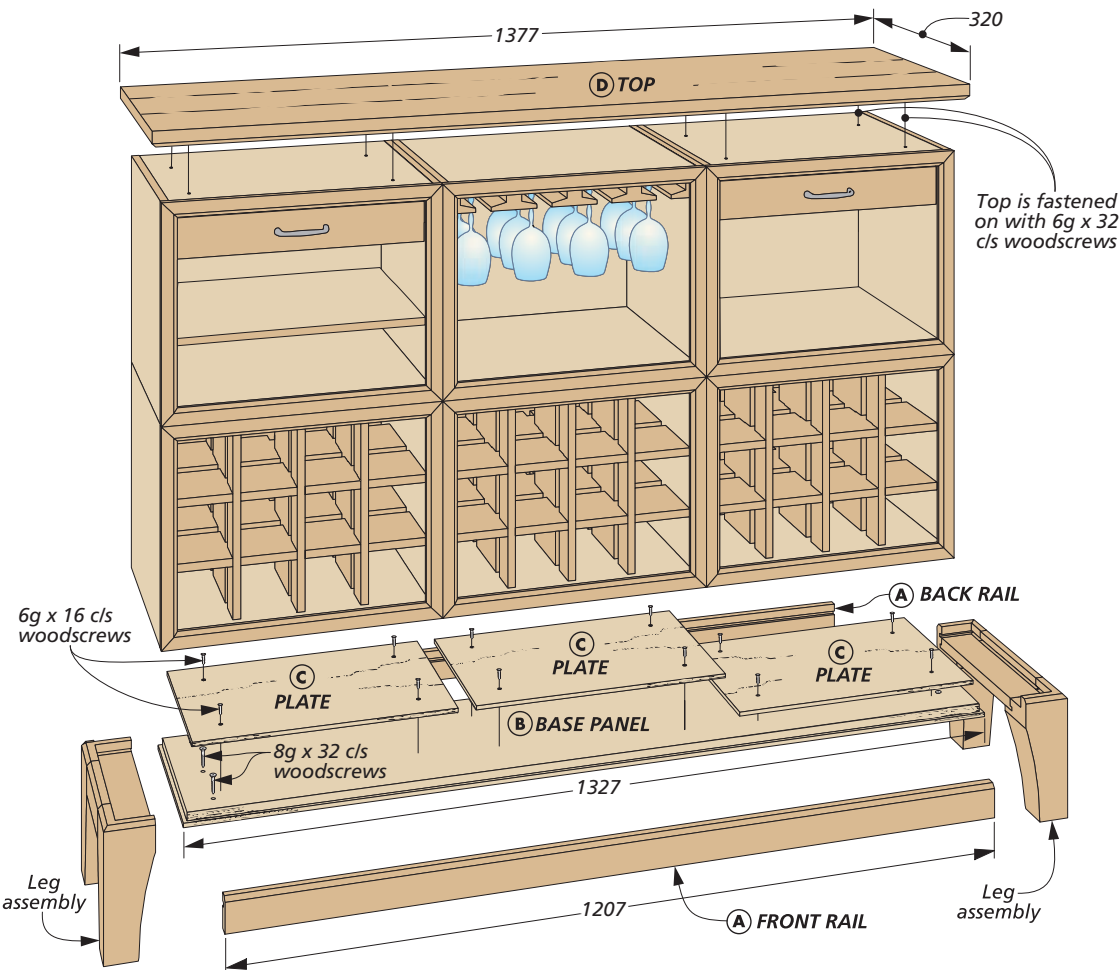
from wine server to

# Wine Buffet



One of the best features of the wine server in Australian Woodsmith No. 43 is that it's modular. Everything from the insides, to the base is designed to be modified and adapted to your needs. A striking way to do this is to triple the size of the server and turn it into a buffet, as you can see in the drawing below and the photo on the next page.

**SIMPLE CHANGES.** If you choose to go this route, the first order of business is to build four additional cases and plywood plates. Next, you'll need to decide how to lay out the insides of the cases using the wine rack, drawer, glass holders, or shelves shown in the magazine.



**NOTE:** Plates keep stacked cases in place

The drawing shows one option, but the choices are almost endless.

**EXPANDED BASE.** With the extra cases ready to go, you can move on to the base. The ends of the base are identical to those shown in the article. To connect the two ends you'll need a longer base panel and a longer pair of hardwood rails. The dimensions are shown in the drawing on the previous page.

The base is assembled with screws. And after adding the **plates (C)**, you can begin stacking up the buffet (details 'c', 'd', and 'e').

**COMPLETING THE BUFFET.** The final part to make is the top. Other than the size, there isn't anything different from the original design. After gluing up and sizing the top panel, a 9mm chamfer is routed along the bottom edges, as you can see in detail 'b' on the first page. The top is then screwed in place. **W**




## Materials, Supplies, & Cutting Diagram

### Wine Buffet

<b>A</b>	Front/Back Rail (2)	1207 x 50 x 18
<b>B</b>	Base Panel (1)	1327 x 281 x 18 - ply
<b>C</b>	Plates (4)	411 x 275 x 6 - ply
<b>D</b>	Top (1)	1377 x 320 x 25

- (8) 6g x 38mm c/s Woodscrews
- (12) 6g x 16mm c/s Woodscrews
- (6) 8g x 38mm c/s Woodscrews


1200 x 125 x 25 Cherry



1500 x 125 x 32 Cherry (Three Boards)



2400 x 600 x 18 Cherry Plywood



1200 x 600 x 6 Cherry Plywood

