

rotary **Tool Cabinet**

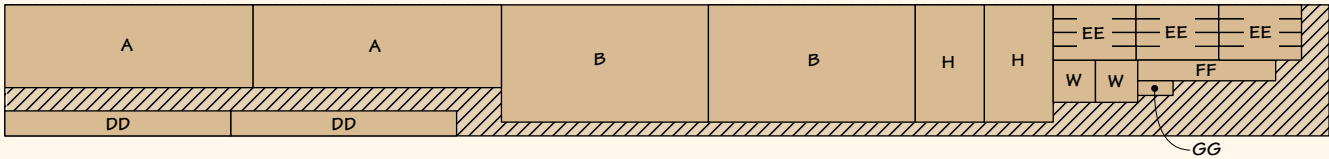
Materials List

A Sides (2)	450 x 150 x 19	O Lg. Drawer Front (1)	340 x 90 x 10	CC Doors (2)	410 x 189 x 19
B Top/Bottom (2)	380 x 215 x 19	P Lg. Drawer Back (1)	340 x 84 x 10	DD Hinge Stiles (2)	410 x 50 x 19
C Dividers (2)	354 x 132 x 12	Q Lg. Drawer Sides (2)	124 x 84 x 10	EE Bit Racks (12)	150 x 25 x 19
D Partition (1)	218 x 132 x 12	R Lg. Drawer Bot. (1)	340 x 128 x 6 Msnt.	FF Hanger Arm (1)	250 x 38 x 19
E Centre Divider (1)	116 x 132 x 12	S Box Front (1)	340 x 110 x 10	GG Hanger Stop (1)	65 x 25 x 19
F Back (1)	424 x 342 x 6 ply	T Box Back (1)	340 x 98 x 10		
G Cleats (2)	342 x 50 x 12	U Box Sides (2)	187 x 98 x 10		
H Lower Case Sides (2)	150 x 215 x 19	V Box Bottom (1)	340 x 189 x 6 Msnt.		
I Lower Case Top/Bottom (2)	354 x 215 x 19	W Brackets (2)	98 x 98 x 19		
J Lower Case Back (1)	354 x 124 x 6 ply.	X Side Dust Cap (1)	171 x 98 x 6 Msnt.		
K Sm. Drawer Front (2)	102 x 96 x 10	Y Front Spacer (1)	100 x 98 x 12		
L Sm. Drawer Back (2)	102 x 90 x 10	Z Front Dust Cap (1)	98 x 100 x 6 Msnt.		
M Sm. Drawer Sides (4)	124 x 90 x 10	AA Box Top (1)	340 x 187 x 6 Msnt.		
N Sm. Drawer Bottoms (2)	102 x 128 x 6 Msnt.	BB Tool Support (1)	195 x 65 x 19		

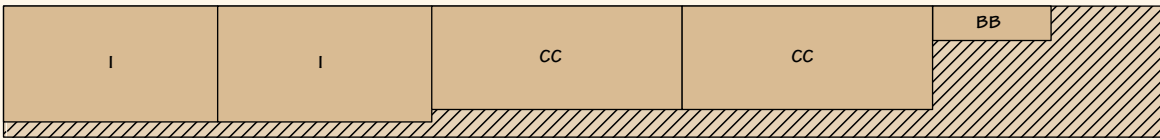
- (2) Bullet Catches
- (2) 410 x 38mm Continuous Hinges
- (21) 8g x 32mm c/s Woodscrews
- (24) 6g x 25mm c/s Woodscrews
- (1) 8g Flat Washer
- (1) Screw Hook
- (1) 3/4"-Whit Hex Nut

Cutting Diagram

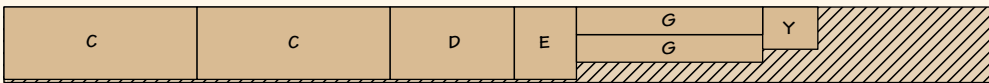
2400 x 290 x 19mm Pine or similar wide stock.



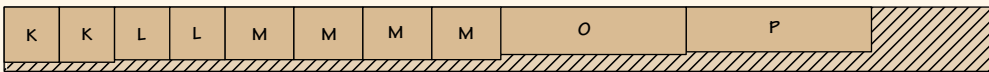
2100 x 290 x 19mm Pine or similar wide stock.



1800 x 140 x 19mm Pine or similar stock.



1800 x 140 x 19mm Pine or similar stock.

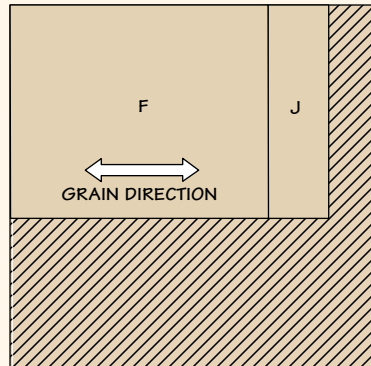


1500 x 140 x 19mm Pine or similar stock.



Cutting Diagram cont.

600 x 600 x 6mm Plywood



600 x 600 x 6mm Masonite

